


Become a Playgroup Pal!



Colour-in and create your own playgroup pal! Share stories as you go, or make believe with different characters you invent along the way. This exercise encourages imagination, creativity and role play. It also allows children to refine their fine motor skills and inspires self-expression and artistry.

Get to know our playgroup pals and discover what their favourite games are [HERE](#)

What you need:

Paint/textas/pencils
Scissors

For the costume you will also need:


Felt
Sticky tape
String
Icy pole sticks



Playgroup


Make your own playgroup pal costume!

1. Adults - cut out the face shape
2. Decorate however you wish
3. Punch holes in the side
4. Attach string to the length needed to affix to the child's face.



Playgroup pal colour-in!

Give Pete the Platypus some colour!



Playgroup

Playgroup pal colour-in!


Give Astronaut PJ Possum some colour!



Playgroup


Playgroup pal colour-in!

Give Annie the Anteater and Lily the Lizard some colour!



Playgroup pal colour-in!


Give Elephant Ellie some colour!



Playgroup

Playgroup pal colour-in!

Give Kobi the Kookaburra some colour!



Playgroup

Playgroup pal colour-in!


Give Olga Owl and the little Owlets some colour!



Playgroup

Playgroup pal colour-in!

Give Walzo the Messy Wombat some colour!



Draw your own playgroup pals!

You might even like to draw a picture of your own playgroup friends.

Here is a blank page ready for your artwork.

Enjoy!

